



COLLECTION

FUN:

ENERGIZERS

2

34 ROTATING AROUND THE SUN


#fun #mingling #action

 NUMBER OF PLAYERS

8+

 TIME

5 min

 LEVEL OF ENGLISH

A0+

 LANGUAGE FOCUS

 PREPARATION

0 min

 MATERIALS NEEDED

BRIEF SUMMARY

everybody is rotating around somebody (else)

GAME RULES

Students stand in a circle and **each student** individually **chooses one person** who will be **their Sun**. That means there will be as many Suns as there are students and nobody knows who is whose Sun (and some students may unknowingly pick the same person as their Sun). After the teacher says “start”, everybody’s **task is to rotate** (run) **around their Sun ten times** as quickly as possible.

35 PRESIDENT, BODYGUARD AND KILLER

#fun #action # mingling #phrases

 NUMBER OF PLAYERS

8+

 TIME

5 min

 LEVEL OF ENGLISH

A0+

 LANGUAGE FOCUS

phrases

 PREPARATION

0 min

 MATERIALS NEEDED

BRIEF SUMMARY

secretly pick the president and the killer and stand between them

GAME RULES

Students stand in a **circle** and each person **chooses two people: their president and a killer** who wants to kill the president. They make the choice just in their minds, without saying or indicating anything. When the game starts, **everybody’s task is to stand exactly between their president and the killer** (not necessarily in a circle again, just in the “line of fire”), in other words trying to save their president by blocking the shooting with their own body.

ALTERNATIVES

Instead of playing this without speaking just for fun, the teacher can elicit or pre-teach a few phrases to use for telling people politely (or not so politely) to step aside – such as Excuse me, may I step around you?, May I get past you?, Coming through!, Move over, I’m sorry etc.



COLLECTION

SPEAKING:

DESCRIBING

3

13

20-60-180

#pairwork #vocabulary #winner #speaking #listening #guessing #fun #strategy #describing
#topics #timelimit

 NUMBER OF PLAYERS

2+

 TIME

10 min

 LEVEL OF ENGLISH

A2+

 LANGUAGE FOCUS

speaking

 PREPARATION

5 min (printing)

 MATERIALS NEEDED

handouts

BRIEF SUMMARY

in a limited time, think of, write in a grid and explain words

GAME RULES

Students have exactly **20 seconds to think of (and write down) as many words as possible** from a category that the teacher will give them (e.g. nouns, verbs, things that are typically white etc.). Then they have **60 seconds to write them in the grid**. They should write them in the same way as you put words together in scrabble. If they don't know the game of scrabble, the teacher will briefly explain. Then, in pairs, they each have **180 seconds to explain as many words as possible** to their partner. They receive one point for every word they manage to explain so that their partner guesses it.

13 20-60-180

You have 20 seconds to think of (and write down) as many words as possible from a category that the teacher will give you. Then you have 60 seconds to place them in the grid (like in scrabble). Then, in 180 seconds, explain as many words as possible to your partner. You get one point per word you manage to explain. Good luck!

WORDS FROM THE CATEGORY:



COLLECTION

WRITING

ACTIVITIES

7

4

FAMOUS INITIALS

#writing #teams #alphabet #vocabulary #imagination #winner

 NUMBER OF PLAYERS

8+

 TIME

15 min

 LEVEL OF ENGLISH

A1+

 LANGUAGE FOCUS

writing

 PREPARATION

5 min (printing)

 MATERIALS NEEDED

a book, handouts

BRIEF SUMMARY

thinking of famous people whose names begin with given letters

GAME RULES

Students work in **teams** of 2-3 people. They **write the alphabet** on the left side of a piece of paper, **one letter below the other**. Then the **teacher** chooses a sentence from a random book and **dictates the first 26 letters** of this sentence. Students write these letters next to the letters of the alphabet (leaving a small gap between them) so that in the end they have 26 pairs of letters. Their task is to **write the names of famous people with the same initials as the pairs of letters**. They should try to write as many as possible (it might be impossible to find a name for each set of initials). After the time allowed for writing is over, the names are counted.

The winner is the team with the most names after a given time limit.

FOLLOW-UP

After the names are read aloud and counted, students can talk about the famous people (Do you know them? Where are they from? What are they famous for?)

ALTERNATIVES

Instead of famous people, students can think of words that begin and end with the given letters.

An example of a sentence (use the first 26 letters of it – see the handout below):

The pet shop stocks everything you need to keep your anaconda happy.

An example of some names with the initials in the handout: Audrey Tautou, Christopher Eccleston, George Soros, Helen Hunt/Harry Houdini, Joaquin Phoenix, Liv Tyler, Nicolas Cage, Queen Elizabeth, Tara Reid.

An example of words beginning and ending in the letters given: apricot, both, clue, deep, eye, foot, gas, high, incognito, jump, kiss, light, mango, nomadic, outlook, plus, queue, rev, smoke, tailor, ugly, vast, wash, ?, yawn, zigzag

4 FAMOUS INITIALS

A	T	A	T	A	T
B	H	B	H	B	H
C	E	C	E	C	E
D	P	D	P	D	P
E	E	E	E	E	E
F	T	F	T	F	T
G	S	G	S	G	S
H	H	H	H	H	H
I	O	I	O	I	O
J	P	J	P	J	P
K	S	K	S	K	S
L	T	L	T	L	T
M	O	M	O	M	O
N	C	N	C	N	C
O	K	O	K	O	K
P	S	P	S	P	S
Q	E	Q	E	Q	E
R	V	R	V	R	V
S	E	S	E	S	E
T	R	T	R	T	R
U	Y	U	Y	U	Y
V	T	V	T	V	T
W	H	W	H	W	H
X	I	X	I	X	I
Y	N	Y	N	Y	N
Z	G	Z	G	Z	G



COLLECTION

DIGITAL


LEARNING

8


19

SCHOOL REUNION


#fun #presenting #speaking #listening #drama #creativity #imagination #smalltalk

 NUMBER OF PLAYERS

6+

 TIME

30 min

 LEVEL OF ENGLISH

B1+

 LANGUAGE FOCUS

speaking

 PREPARATION

10 min

 MATERIALS NEEDED

phone, cups, invitations

BRIEF SUMMARY

students prepare and act out a class reunion after 15 years

GAME RULES

This activity requires a bit of **preparation before it takes place**. First, **a few days in advance**, students are given **invitations** to their class reunion after 15 years which have been printed and filled in by the teacher (date, venue). Their task is to **prepare a short speech** in which they will sum up their lives. They should mention their new names, their jobs, their family situation, their life experience, where they live, what their hobbies are, how they are feeling, etc. They should also **dress appropriately** for the school reunion after 15 years (they should wear the kind of clothes they expect to be wearing in 15 years, and maybe even make themselves look older). All of this is **assigned as homework** so that the activity itself is more fun.

For the actual reunion, students sit **around a table**; everybody has a paper cup with a drink in front of them. They are **welcomed by the teacher** at a school reunion after 15 years. There might be some chatting, small talk, comments on how great everybody is looking... and then, **in turns, each student stands up and makes a little speech** in which they **sum up their life, career, and family life after school**. The teacher records this on a camera and then all the class can watch it together. It is also advisable to **watch it later with the same class**, either when they are leaving school or at a real reunion later (comparing it with the reality)!

19 SCHOOL REUNION

8.19 SCHOOL REUNION

You're invited!

Can you believe it's been 15 years already? Time sure flies! We're thrilled to invite you to our school reunion.

 Date: _____

 Time: _____

 Location: _____

Let's catch up and make new memories together. We'll have so much fun!

Hope to see you there!

8.19 SCHOOL REUNION

You're invited!

Can you believe it's been 15 years already? Time sure flies! We're thrilled to invite you to our school reunion.

 Date: _____

 Time: _____

 Location: _____

Let's catch up and make new memories together. We'll have so much fun!

Hope to see you there!

8.19 SCHOOL REUNION

You're invited!

Can you believe it's been 15 years already? Time sure flies! We're thrilled to invite you to our school reunion.

 Date: _____

 Time: _____

 Location: _____

Let's catch up and make new memories together. We'll have so much fun!

Hope to see you there!

8.19 SCHOOL REUNION

You're invited!

Can you believe it's been 15 years already? Time sure flies! We're thrilled to invite you to our school reunion.

 Date: _____

 Time: _____

 Location: _____

Let's catch up and make new memories together. We'll have so much fun!

Hope to see you there!